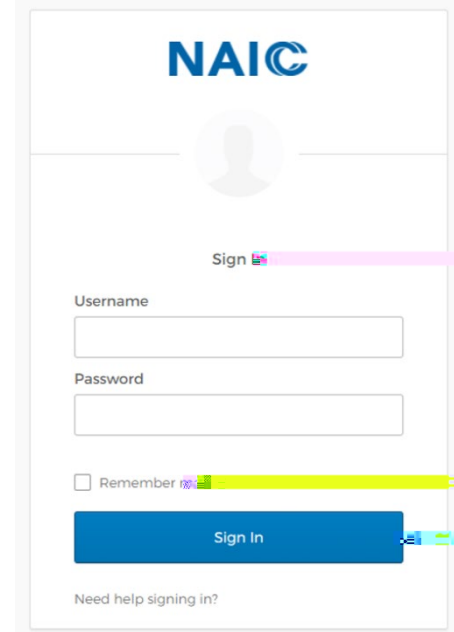



# Okta Multi-factor Enrollment

1. Navigate to Okta External User Dashboard  
<https://authenticate.naic.org>
2. Enter Username and Password > click Sign in .  
**Note: NetIQ LDAP Production username and password.**

3. Launch Chrome River application from the Okta External User Dashboard

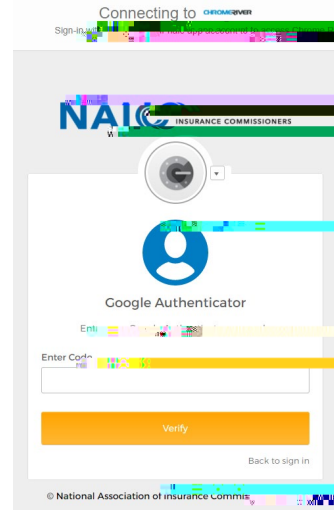


4. Complete Multifactor Authentication with Okta Verify or Google Authenticator

Okta Verify: Click Send Push or enter code



Google Authenticator: Enter Code



- 
5. Open Okta Verify or Google Authenticator app on your mobile device

Okta Verify: Click Yes, It's Me

Google Authenticator: Copy code

6. If login is unsuccessful you will be logged into your Chrome River