



PRIVATE FLOOD INSURANCE DATA CALL

Regulatory Data Collection (RDC) SystemException Guide


STATUS = SYSTEM REJECTED FILE

IMPORTANT: Click the blue hyperlink on the File Dashboard to see exception messages.


IMPORTANT: Click the blue hyperlink in the Summary page for more detail about the exception.

1. EXAMPLE: No code in file.

HINT: Click the blue hyperlink to see exception messages.



Exception Type = naic_company_code means the cocode is invalid or contained in the correct location in the file.



Exception Detail screen shows that exception is found on naic_company_code. Error message displayed states, "The code is required and cannot be null or empty. The file will be rejected by the system. You will need to correct the file – input the correct cocode and submit your corrected file."

2. **EXAMPLE:** Cocode must be 5 digits, all numeric.

HINT: Click the blue hyperlink to see exception messages.

XY7.xlsx

XYZ.XLSX

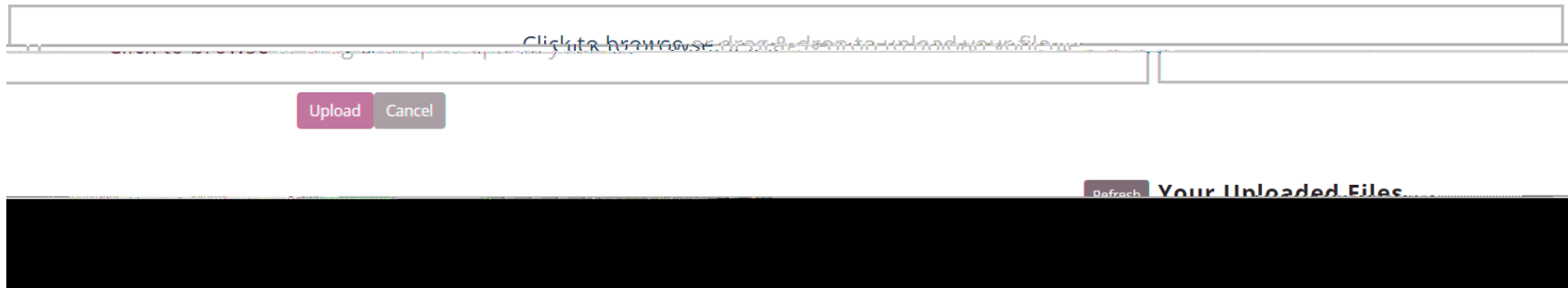
x

XYZ.xlsx is ready for upload

File Name: XYZ.XLSX

3. EXAMPLE: Data Year must be included and be 2018 or 2019.

HINT: Click the blue hyperlink to see exception messages.



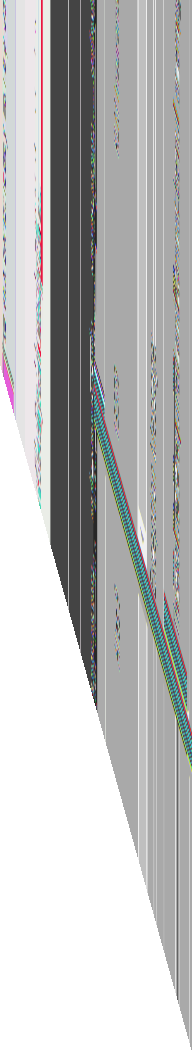
Exception Type = data_year which means the Reporting Year is invalid or not found in the correct location in the file.

KI M File Exceptions Summary

A screenshot of a table titled "KI M File Exceptions Summary". The table has a header row with "File Dashboard / KLM.xlsx". Below the header, there is a table with columns for exception type and count. One row is visible with the exception type "data_year" and a count of "280".

File Dashboard / KLM.xlsx	
data_year	280

Exception Detail screen shows that exception is found on data_year message displayed states, "Value is required and cannot be null or empty." The file will be rejected by the system. You will need to input the correct data year from the drop down and submit your new file.



4. EXAMPLE: All data fields (Parts-~~2~~) must be filled in with 0 if no data is otherwise applicable. NO NULL VALUES ALLOWED.

HINT:

RST.xlsx

Dashboard / RST.xlsx / claims_closed_w_payment_exceptions

id	naic_group_code	group_name	sub	naic_company_code	company_name
1	Insurance	26	Alia	90635	RSU

Exception Message:

5. EXAMPLE Data fields (Parts 26) may not include special characters (quotes, ticks, dollar signs, hashtags, etc.).

HINT: Click the blue hyperlink to see exception messages.

Exception Type Any column heading in Parts 2 through 6.

Exception detail says, "The value -----, is not a

6. EXAMPLE: No negative values allowed in policy or claim counts.

HINT: Click the blue hyperlink to see exception messages.

The screenshot shows a file upload interface. At the top, there is a text input field with a blue hyperlink that says "Click here to browse or drag & drop to upload your file". Below the input field are two buttons: "Upload" (green) and "Cancel" (grey). Below the buttons is a section titled "Uploaded Files" with a "Refresh" button and a "Your Uploads" link. A table lists the uploaded files:

File ID	File Name	Upload Date	Download Date	Exception Count	File Size	File Type	Year
96741	System Rejected File	3/3/20, 12:09 PM	3/3/20, 12:09 PM	1	280	MNP.xlsx	2018


Exception Type = Any column heading from N through S including policy or claims counts.

The screenshot shows a detailed exception message table. The table has two columns: "Exception Type" and "Exception Count".

Exception Type	Exception Count
Negative Claims Open Beginning of Current Year	1

Exception detail says, "Negative column_heading." This can include any column heading for policy or claim counts, columns N through S. Negative values and decimals are not allowed.

submission_cont	naic_company_code	company_name	naic_group_code	group_name
Alias 8	63415	IKM Insurance	20	IKI Group



7. EXAMPLE: If premium is earned, there should be policies in force if premium earned is greater than zero, then there must be a positive amount in policies in force end of current or prior year columns.

HINT: Click the blue hyperlink to see exception messages.

Exception Type =

NOO vlex

The screenshot displays the NOO vlex interface. At the top, there is a header with the text "NOO vlex" and a navigation bar. Below the header, there is a main content area with a table of data. The table has the following columns: "prop# number", "date year", "state", "naic company code", "company name", "naic group code", "group name", and "suppress or contact name". The table contains several rows of data, but the content is mostly obscured by a large black redaction box at the bottom of the page.

8. EXAMPLE: A valid email address must be provided for the company contact in case there

