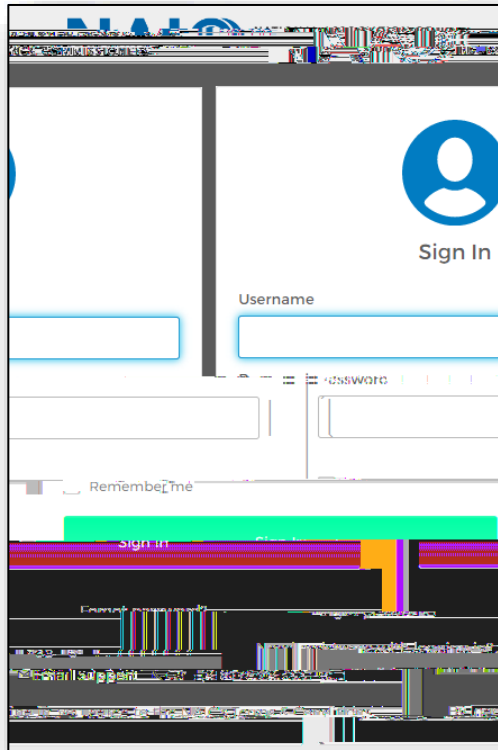


Forgot Password Getting Started


Setting up Okta's Forgot Password security question and answer enables users to reset their password.

<https://authenticate.naic.org>


1. Enter your login credentials.



2. Click [user name] located upper right corner by name > then click on **Settings**

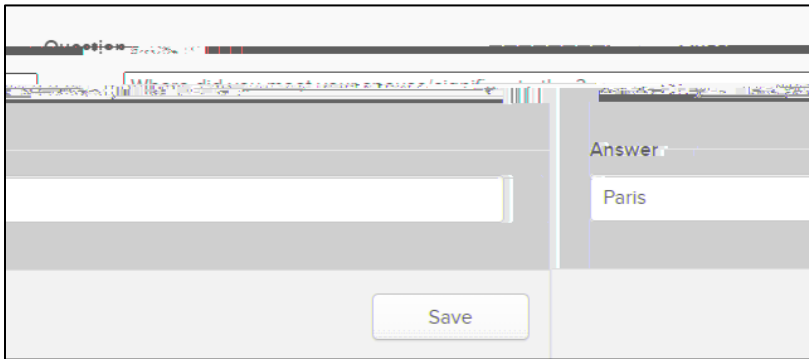


3. Go to Forgotten Password Question



Forgot Password Getting Started

4. Select your question using the drop down and input the answer.



The screenshot shows a web form for password recovery. On the left, there is a large, empty text input field. To its right is a dropdown menu. The dropdown is open, showing a list of options, with 'Paris' selected and highlighted. Below the dropdown is a 'Save' button.

5. Click the **Save** button

